
GIBBS FARM VIRTUAL TOUR GUIDE: THE FARMHOUSE

Welcome to the historic Gibbs Farmhouse!

The family that lived in this house moved to Minnesota in 1849. Their names were Jane and Heman Gibbs. Jane had lived in Minnesota before, in the 1830s. She lived near a group of Dakota people called Cloud Man's village near Bde Maka Ska. Eventually she moved away until she met her husband Heman and they returned together. After spending five years living in a tiny log and sod dugout, they began work on a log cabin that, after two additions, became the farmhouse we have today.



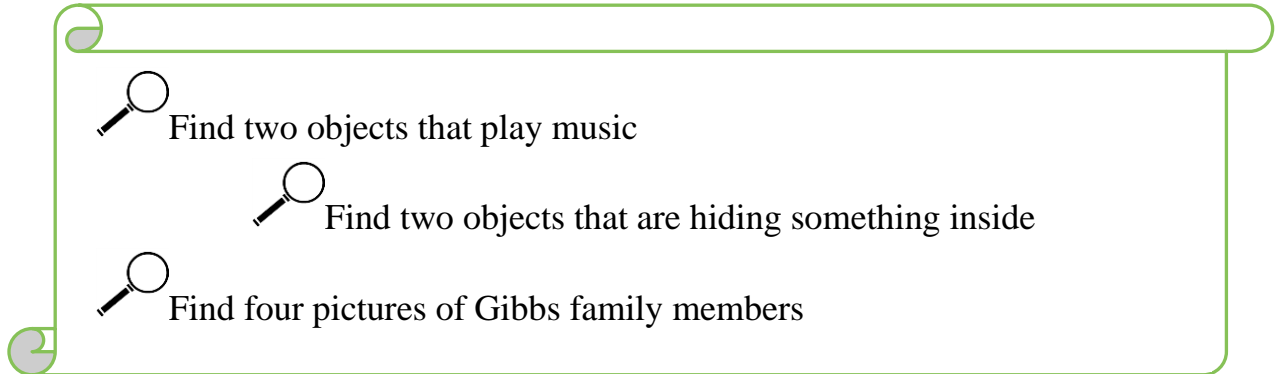
Let's head inside!




Don't forget to wipe your shoes at the front door!

The Parlor

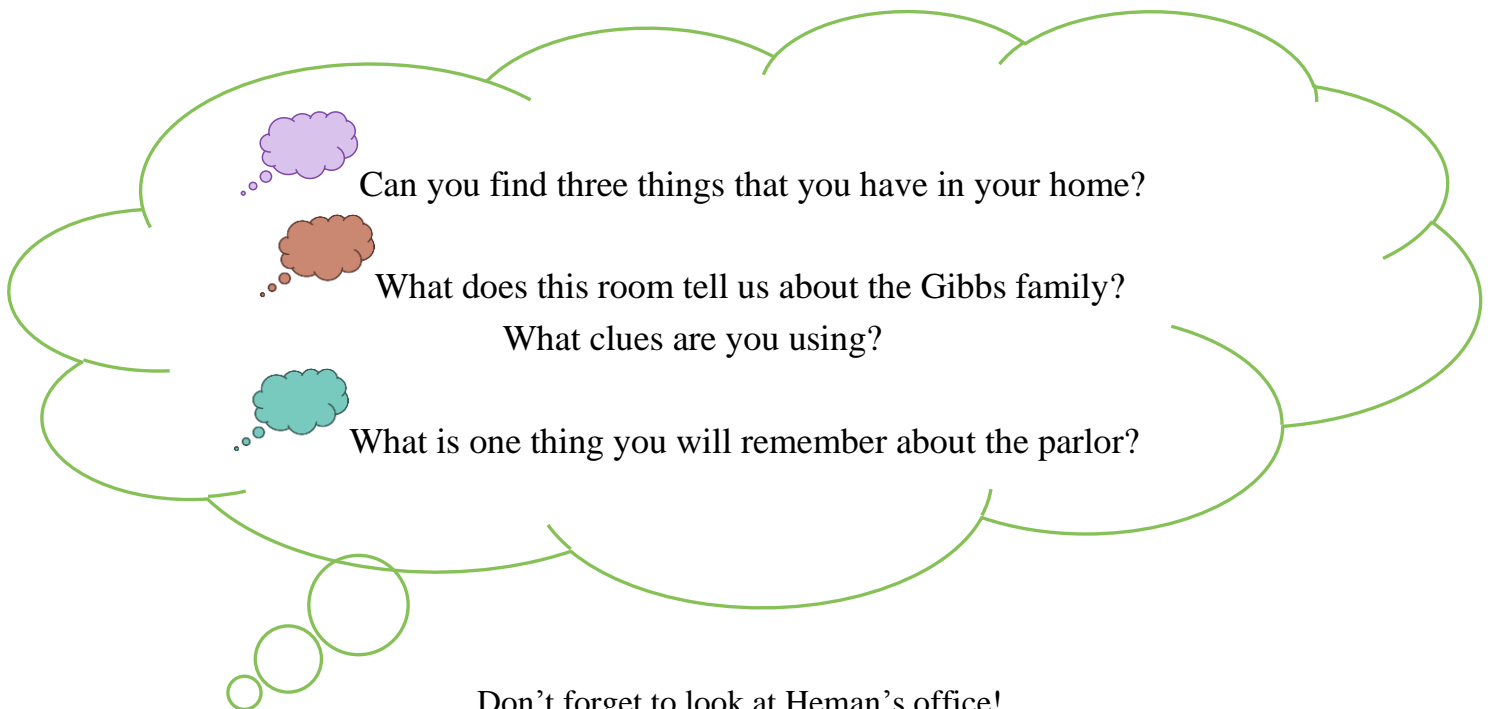
The parlor is the nicest room in the house. It was meant for guests to see! Often times, children were only allowed in this room on Sundays and had to play or read quietly.




The Parlor Scavenger Hunt: Find all of the objects listed below



-  Find two objects that play music
-  Find two objects that are hiding something inside
-  Find four pictures of Gibbs family members

The Parlor Think-a-thon: Use your brain to answer these questions



-  Can you find three things that you have in your home?
-  What does this room tell us about the Gibbs family?
What clues are you using?
-  What is one thing you will remember about the parlor?

Don't forget to look at Heman's office!
Let's go through the hallway to the room with the blue floor!

The Original Room

This space is called the Original Room. This started as the Gibbs family's second log cabin. The whole family lived in this space! There are places for sleeping, cooking, eating, working, and storing things.

The Original Room Scavenger Hunt:



Find three places for sleeping (Hint: Don't forget the baby!)



Find the piece of furniture built by Heman Gibbs



See if you can spot a pair of boots- they are Heman's work shoes!

The Original Room Think-a-thon:



Can you find three things that you have in your home?



What does this room tell us about the Gibbs family?

What clues are you using?



Count the objects in this room were used for chores!

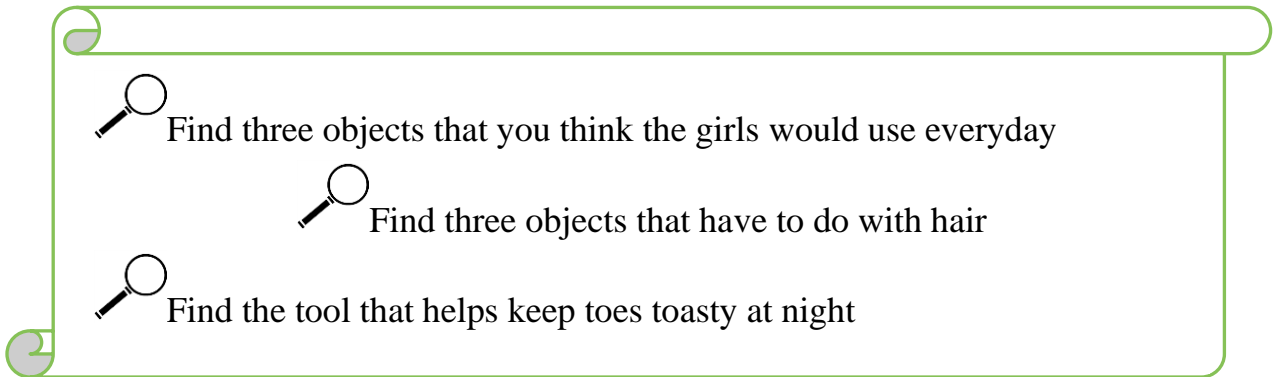
Let's turn around and head back through the parlor and up the stairs!




The Bedrooms

The second floor of the farmhouse with all of its bedrooms was built several years after the family had been living in the Original Room log cabin.

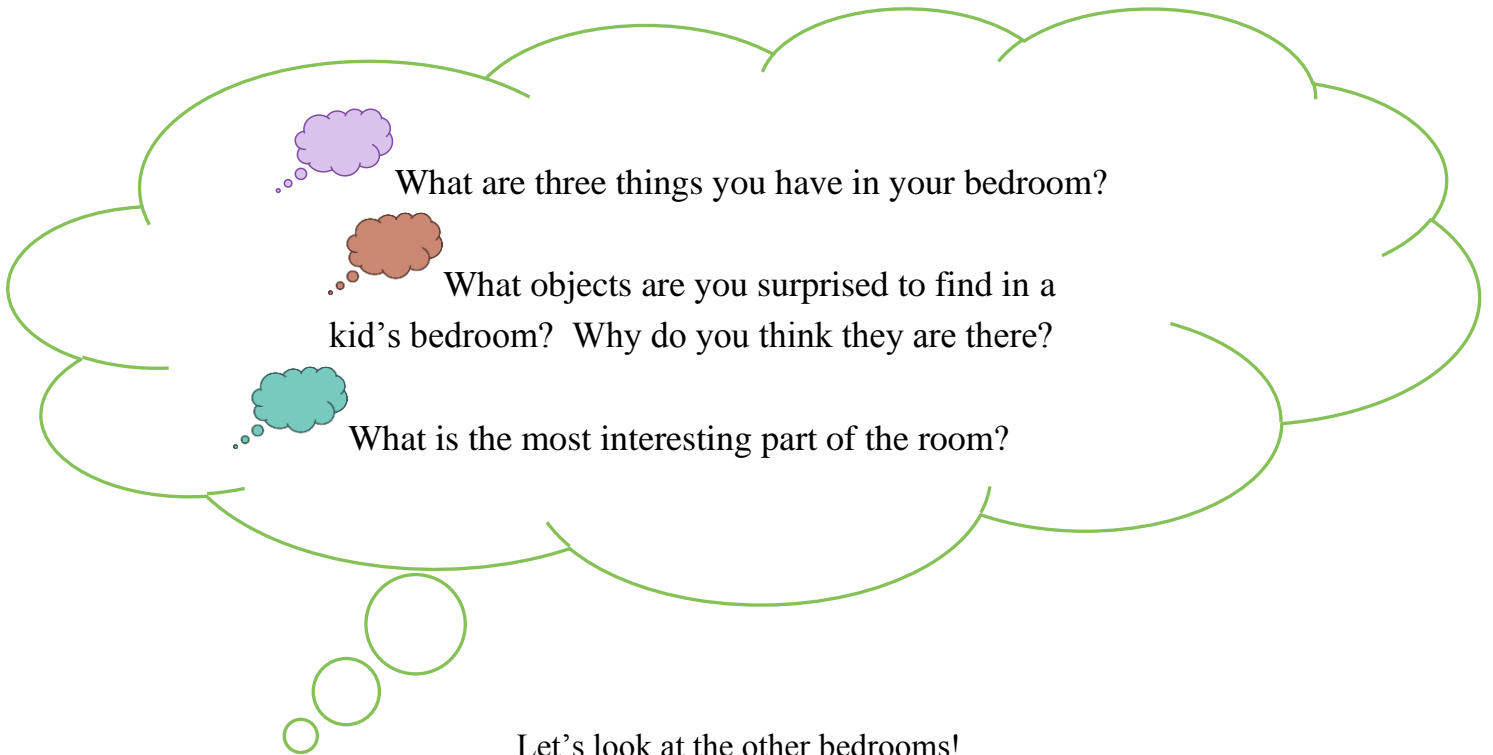
Let's look at Ida, Abbie, and Lillie's room first!




The Girls' Bedchamber Scavenger Hunt:



-  Find three objects that you think the girls would use everyday
-  Find three objects that have to do with hair
-  Find the tool that helps keep toes toasty at night


The Girls' Bedchamber Think-a-thon:



-  What are three things you have in your bedroom?
-  What objects are you surprised to find in a kid's bedroom? Why do you think they are there?
-  What is the most interesting part of the room?

Let's look at the other bedrooms!

Jane & Heman's Room, The Teacher's Room, Frank's Room



Bedroom Checklist ✓

- Find three chamber pots
- Decide which room's wallpaper design you like best
- Count the beds on this floor (Hint: there is one trundle bed)
- One room has carpet and the others do not, what are some good reasons to have carpet? Some good reasons to have wood floor?
- Decide which bed you think looks the comfiest!

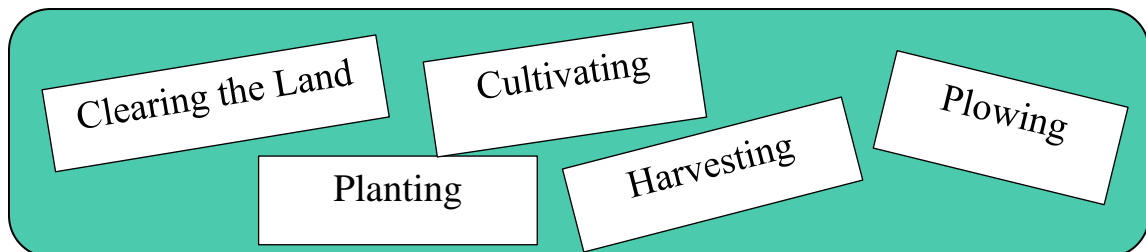
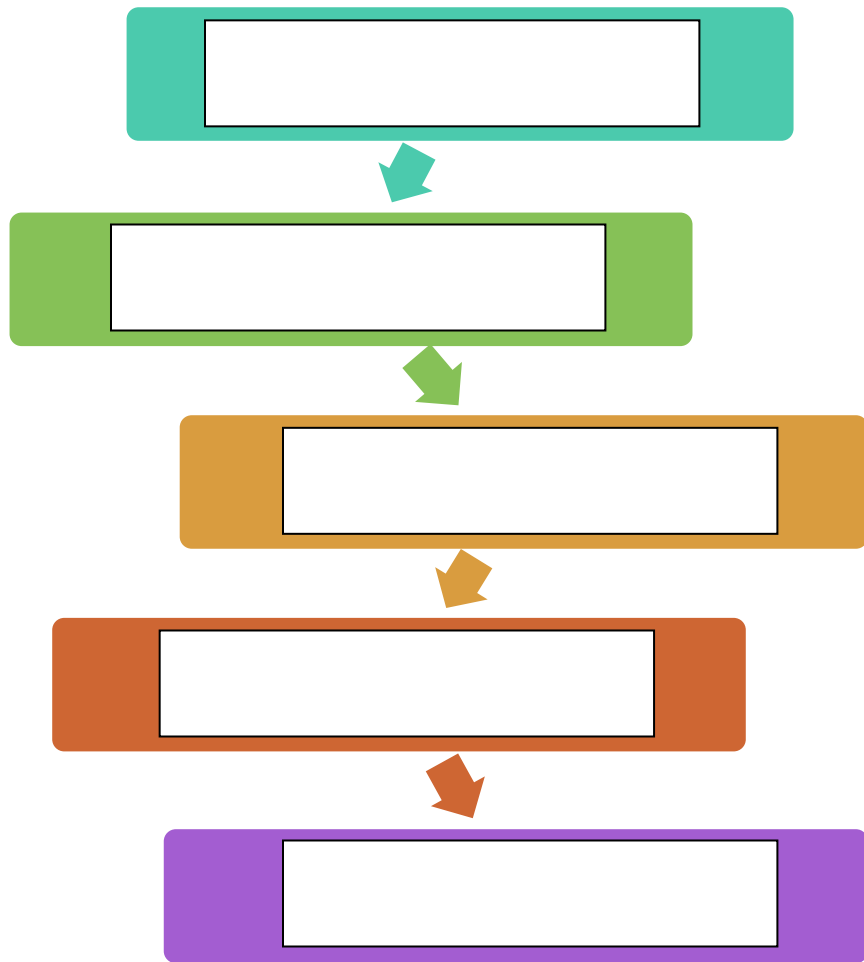
What items in your bedroom, do you think would have seemed odd to the Gibbs family?

The Farm Lab

When the Gibbs family's market gardening business began to do really well, Heman needed more help with the farming. Each spring he would hire helpers called farm hands. They would get paid for their work and get a place to sleep and food each day. This is the room where they slept. It was called "the Pen."

Today, it is called the farm lab. There are a bunch of tools that Heman would have needed to work his land. Take a look around and then put the five steps of farming in order below!

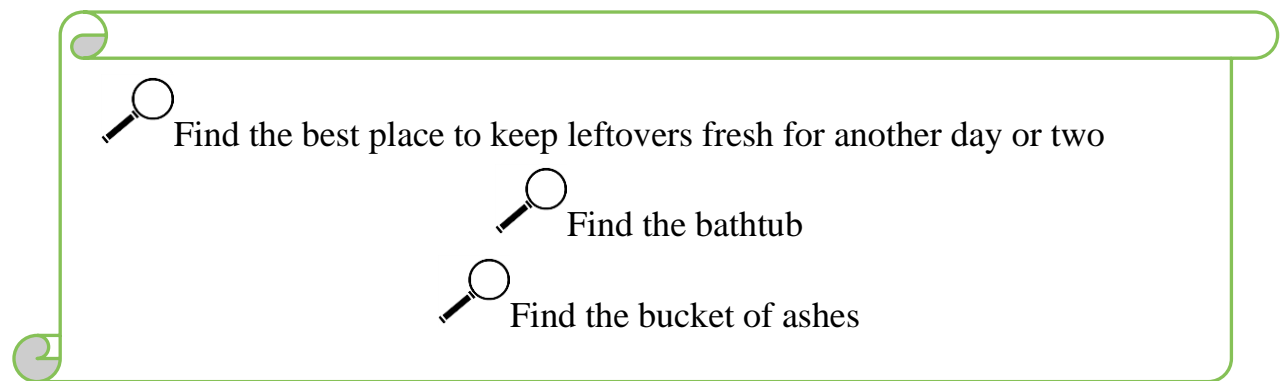
What are the five steps of farming?






The Summer Kitchen

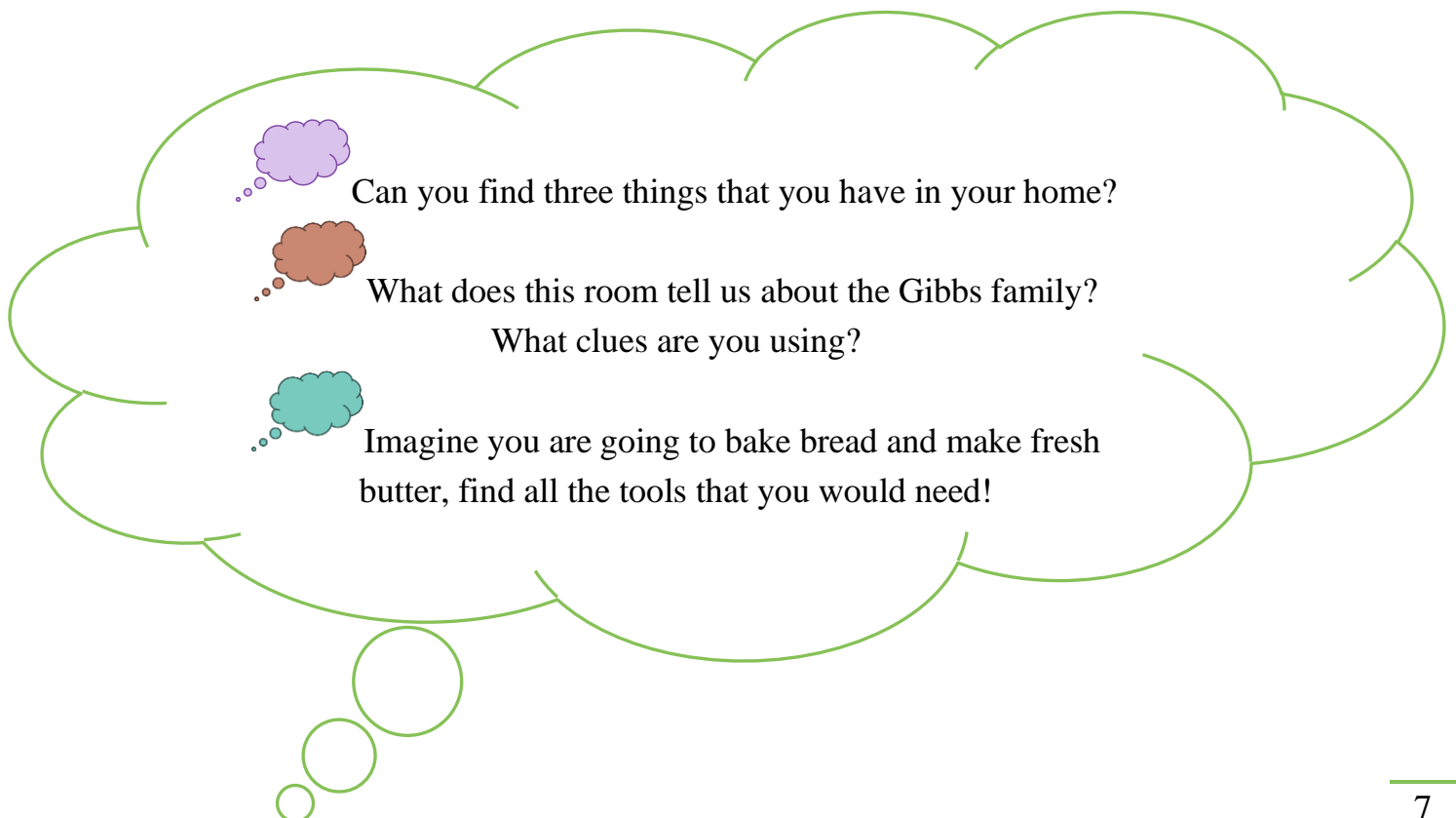
This room is called the Summer Kitchen. It was added on and used for cooking breakfast, lunch, and dinner for the family and farmhands during the spring, summer, and fall. During the winter, there was not much for the farmhands to do so they usually went back to their own homes. This room was too expensive for the Gibbs family to keep warm, so they usually closed it off until the helpers returned.




The Summer Kitchen Scavenger Hunt:



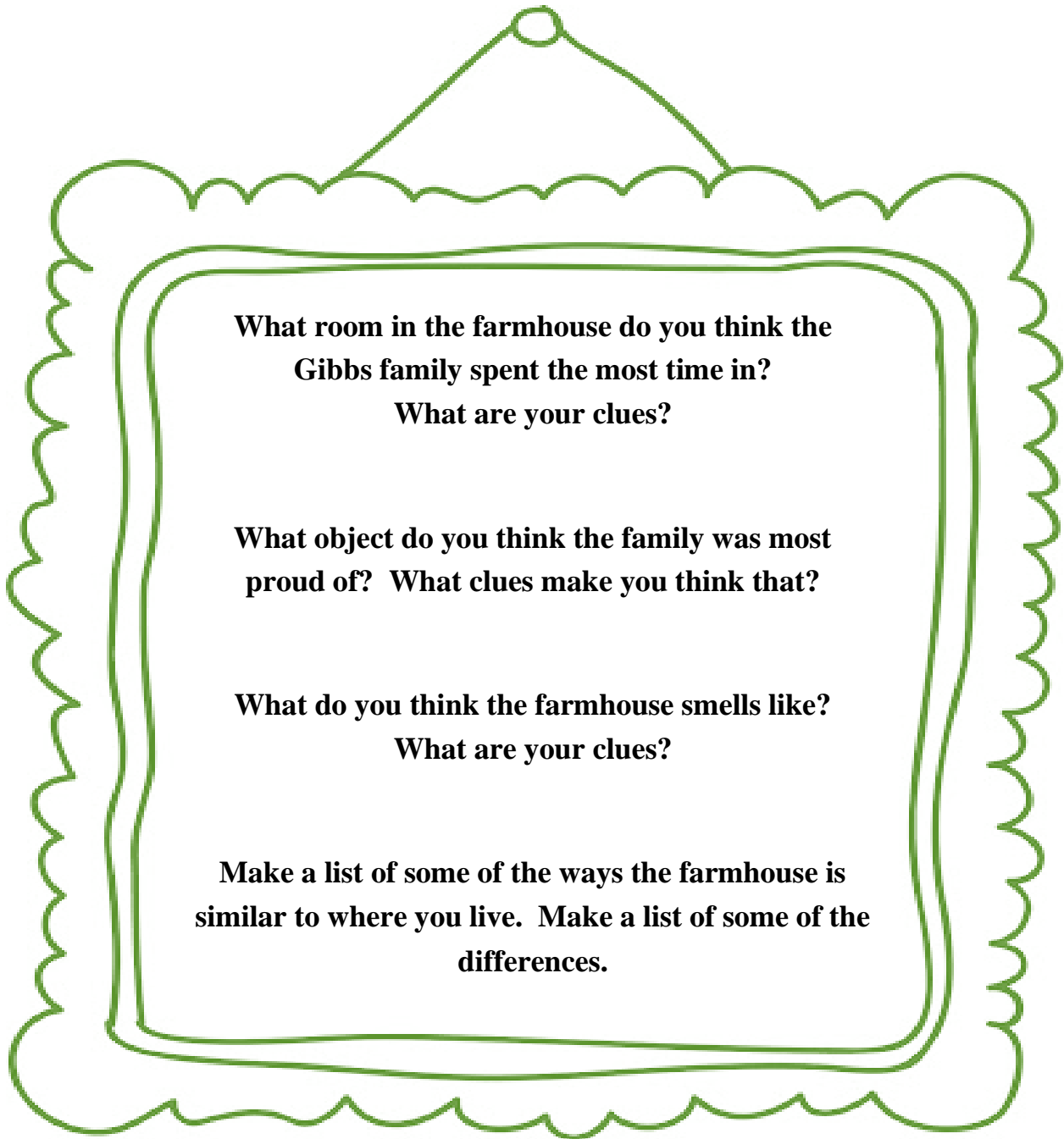
-  Find the best place to keep leftovers fresh for another day or two
-  Find the bathtub
-  Find the bucket of ashes

The Summer Kitchen Think-a-thon:



-  Can you find three things that you have in your home?
-  What does this room tell us about the Gibbs family?
What clues are you using?
-  Imagine you are going to bake bread and make fresh butter, find all the tools that you would need!

The Big Picture



**What room in the farmhouse do you think the Gibbs family spent the most time in?
What are your clues?**

What object do you think the family was most proud of? What clues make you think that?

**What do you think the farmhouse smells like?
What are your clues?**

Make a list of some of the ways the farmhouse is similar to where you live. Make a list of some of the differences.

**Congratulations!
You have finished the farmhouse tour!**

Let us know what your favorite part of the house is by sharing on our Facebook page at Gibbs Farm: Pathways to Dakota and Pioneer Life